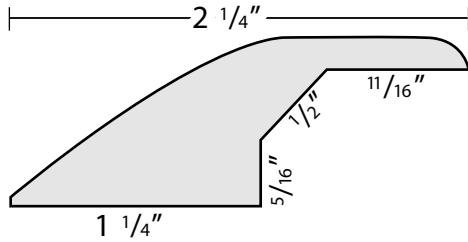


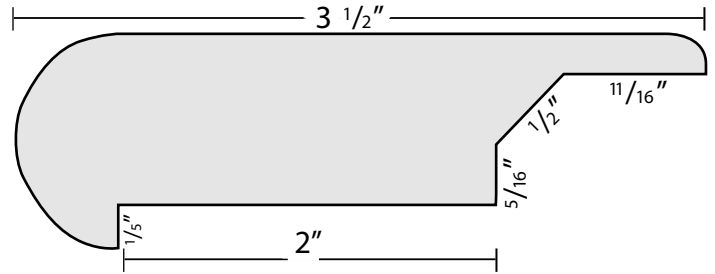
trafficMASTER™

DIMENSIONS

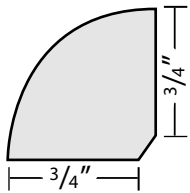
Brazilian Cherry Trim and Molding



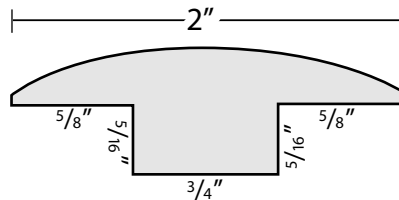
Brazilian Cherry
Overlap Reducer 47" Length
955-361



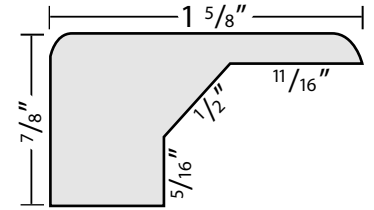
Brazilian Cherry
Overlap StairNose 47" Length
957-852



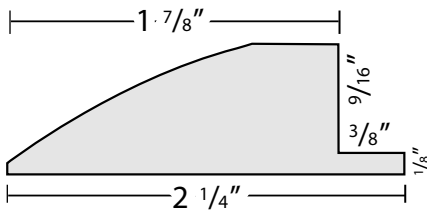
Brazilian Cherry
Quarter Round 96" Length
959-847



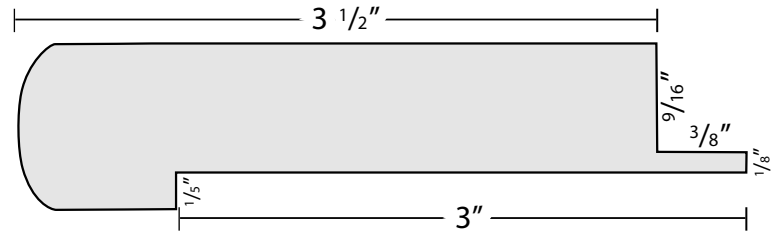
Brazilian Cherry
T-Mold 47" Length
926-876



Brazilian Cherry
End Cap 47" Length
927-873



Brazilian Cherry
Flush Reducer 47" Length
946-276



Brazilian Cherry
Flush StairNose 47" Length
951-773

THD SKU#	Model #	Description
926-876	MI-TM-20-A	T-Mold: To Join 2 floor solid surfaces of any type having equal heights.
927-873	MI-EC-20-A	End Cap: To trim the edge of Flooring adjoining 1" or Higher Carpeting or to trim against French Door Thresholds or Outside Door Thresholds.
946-276	MI-FR-20-A	Flush Reducer: To reduce the height of floor from 9/16" to 1/8" against resilient flooring or non-covered floor substrate without an overlap cap over the hardwood.
955-361	MI-OR-20-A	Overlap Reducer: To reduce the height of floor from 9/16" to 1/8" against resilient flooring or non-covered floor substrate with an overlap cap over the hardwood.
951-773	MI-FS-20-A	Flush StairNose: A Stairnose for Sets of Steps or Landings higher than the height of one step without an overlap cap over the hardwood.
957-852	MI-OS-20-A	Overlap StairNose: A Stairnose for One Step or Landing not higher than the height of one step with an overlap cap over the hardwood.
959-847	MI-QR-20-A	Quarter Round: Trim for the flooring perimeter against a Baseboard.